

2018 Asian Citrus Psyllid (ACP) Regional Quarantine for Bulk Citrus Movement FAQs for Growers, Packers/Processors, and Transporters

To more effectively protect California citrus from Huanglongbing (HLB), a regional Asian citrus psyllid (ACP) quarantine for the movement of bulk citrus and nursery stock went into effect on Jan. 1, 2018. This document will focus on bulk citrus movement and outlines frequently asked questions, and the compliance and mitigation requirements for the movement of bulk citrus. A map of the new regional quarantine zones is also attached.

Q: What should a grower, packer or transporter do to be compliant with the 2018 ACP regional quarantine for bulk citrus movement?

A: Growers, packers/processors, and transporters need to complete a new exhibit form in 2018 and return it to the California Department of Food and Agriculture (CDFA) as soon as possible if they haven't already done so this year. An organization will need to list its current compliance agreement identification number on top of the new exhibit form. CDFA mailed new exhibit forms to growers, packers/processors, and transporters earlier this year. The form can also be downloaded from the CDFA website [here](#).

Completed exhibits should be returned to CDFA through one of the following methods:

- Mail to CDFA: ACP Program, 1220 N Street, Suite 325, Sacramento, CA 95814
- Email as PDF to ACPCompliance@cdfa.ca.gov
- Fax to 916-654-0986

Q: Are there new ACP-free compliance standards for bulk citrus movement when moving citrus between these new regional quarantine zones?

A: The ACP-free compliance standards for bulk citrus movement remain the same when moving citrus between the regional quarantine zones 1–5 and 7. If you are growing citrus in or packing citrus from regional quarantine zone 6, additional exhibits and mitigations are required because of the presence of HLB in this region. Remember that the quarantine zone boundaries have changed. View the ACP-free compliance standards [here](#) and a map of the new quarantine zones [here](#).

Q: Where can I find the new exhibit forms on CDFA's website?

A: New exhibit forms and instructions for completion can be found [here](#).

Q: When are the completed exhibit forms due to CDFA?

A: Growers, packers/processors, and transporters are encouraged to complete their new exhibit forms as soon as possible if they haven't already done so in 2018. Establishments can verify their exhibits have been received by CDFA by checking for an "X" in the far left-hand column of the online database found [here](#).

Q: The ACP regional quarantine map for bulk citrus movement shows two separate areas for Quarantine Zone 6 and a small circular portion of Zone 6 inside of Zone 5. How does this affect movement of bulk citrus in this area?

A: Shipments of bulk citrus fruit originating in an area of Quarantine Zone 5 may be transported through Quarantine Zone 6 without mitigation (i.e. field cleaning or treatment) to be packed/processed in another area of Quarantine Zone 5. For example, a shipment of bulk citrus originating in Coachella may travel through the city of Riverside to be packed/processed in Ontario.

Similarly, any shipment of bulk citrus fruit originating in Quarantine Zones 1, 2, 3, 4, 5, or 7 may be transported into Quarantine Zone 6 for final packing/processing without mitigation (i.e. field cleaning or treatment). For example, a shipment of bulk citrus originating in Coachella may travel to the city of Riverside for final packing/processing.

In both situations, the shipment must be completely safeguarded during transit, as required, and must travel in a direct route and without undue delay to the destination.

**Fact Sheet on Steps for the Movement of Bulk Citrus for Entities Located in Zone 2:
Fresno, Kern, Kings, Madera, Merced, Stanislaus, San Joaquin and Tulare Counties**

In order to move bulk citrus from an ACP regional quarantine zone, growers, grove managers, haulers and harvesters must do the following:

1. Have a signed compliance agreement and 2018 exhibit form provided by the ACP or HLB Program.
2. Complete the [ACP-Free Declaration form](#) and submit it to the originating county agricultural commissioner’s office at least 72 hours in advance of harvest to ensure the shipment is free of ACP and mitigated for HLB.
3. Include the completed ACP-Free Declaration form with each shipment. The grower must also notify the county agricultural commissioner of the receiving county at least 24 hours prior to shipment.
4. Ensure pallets or field bins are completely safeguarded (completely covered with a tarp or moved in a vehicle that is fully enclosed with solid walls) when being transported.
5. Deliver bulk citrus fruit only to a packing house, processor, or hauler that has a signed compliance agreement and 2018 exhibit form. Please contact the local county agricultural commissioner for a list of approved receivers. Packers are required to notify their local county agricultural commissioner upon receipt of each shipment originating from a different ACP quarantine zone.
6. Provide the ACP-Free Declaration form to the receiving packing house, processor, or hauler with the shipment.

Required Mitigation Steps for the Movement of Bulk Citrus

Shipping to a Packer/Processor		
Shipping From:	Within the Same ACP Bulk Citrus Regional Quarantine Zone (Zone 2)	In a Different ACP Bulk Citrus Regional Quarantine Zone (Zone 1, 3, 4, 5, 6 or 7)
ACP Regional Quarantine Zone 2 (<i>Fresno, Kern, Kings, Madera, Merced, Stanislaus, San Joaquin and Tulare counties</i>)	Transport Completely Tarpred or in a Fully Enclosed Vehicle	<p align="center">Field Clean OR Treatment Option (see below*)</p> <p align="center">WITH A Complete ACP-Free Declaration Form</p> <p align="center">AND ALWAYS Transport Completely Tarpred or in a Fully Enclosed Vehicle</p>

*Pre-harvest application of a product applied within 14 days prior to harvest. A list of products and use rates recommended by University of California, Integrated Pest Management Program (UC IPM), and agreed upon by CDFA, are provided below.

It is incumbent upon the user to follow all label directions when using any of the products listed below.
Reference the California Department of Pesticide Regulation to obtain product and label information: www.cdpr.ca.gov

When applying by ground, use 100-200 gallons per acre (gpa) water volume for mature trees.
Adjust water volume for young trees as necessary. When applying by air, use 5-25 gpa water volume depending upon pesticide used.

Products listed below are subject to change.

Product	EPA No.	Active Ingredient	Treatment Method	Rate per Acre	Rate of Active Ingredient	PHI	REI	Maximum Amount per Crop Season	Minimum Application Volume by Air
Actara	100-938	25% thiamethoxam	foliar	4.0 - 5.5 fl oz	0.063 - 0.086 lb ai thiamethoxam	0 day	12h	11 oz maximum per season	5 gpa
Admire Pro**	264-827	4.6 lb ai/gal imidacloprid	foliar	7 fl oz	0.25 lb ai per acre	0 day	12h	14 oz	25 gpa
Baythroid XL	264-840	1 lb ai/gal beta-cyfluthrin	foliar	3.2 - 6.4 fl oz	0.025 - 0.050 lb ai beta cyfluthrin	0 day	12h	6.4 fl oz of cyfluthrin or beta-cyfluthrin	25 gpa
Danitol 2.4 EC Spray	59639-35	2.4 lb ai/gal fenpropathrin	foliar	16 - 21.3 fl oz	0.3 - 0.4 lb ai fenpropathrin	1 day	24h	21.3 oz	5 gpa
Lannate LV*	352-284	methomyl	foliar	1.5 - 3 pints	0.45 - 0.9 lb ai methomyl	1 day	72h	9 pints, 4 appl. per season	15 gpa
Lannate SP*	352-342	methomyl	foliar	0.5 - 1.0 lb	0.45 - 0.9 lb ai methomyl	1 day	72h	3 pints, 4 appl. per season	15 gpa
Leverage 360	264-1104	1 lb ai/gal beta-cyfluthrin + 2 lb ai/gal imidacloprid	foliar	3.2 - 6.4 fl oz	0.025 - 0.50 lb ai beta-cyfluthrin + 0.05 - 0.1 lb ai imidacloprid	0 day	12h	6.4 fl oz of cyfluthrin or beta-cyfluthrin	25 gpa
Mustang	279-3126	17.1% by weight zeta cypermethrin	foliar	4.3 oz	0.05 lb ai zeta cypermethrin	1 day	12h	17.2 fl oz appl. 14 days apart	10 gpa
Tombstone	34704-912	2 lb ai/gal cyfluthrin	foliar	3.2 - 6.4 fl oz	0.10 lb ai cyfluthrin	0 day	12h	6.4 fl oz of cyfluthrin or beta-cyfluthrin	25 gpa
Tombstone Helios	34704-978	2 lb ai/gal cyfluthrin	foliar	3.2 - 6.4 fl oz	0.10 lb ai cyfluthrin	0 day	12h	6.4 fl oz of cyfluthrin or beta-cyfluthrin	25 gpa








*Product to be used during citrus bloom.

**Do not use if a soil imidacloprid treatment has been applied to the orchard in the same season.

DISCLAIMER – The 14-day treatment interval and all pesticides listed in the above table are solely the recommendations of the University of California. The California Department of Food and Agriculture bears no responsibility for the efficacy of these recommendations.

Click [here](#) for more detailed information from the California Department of Food and Agriculture.

Bulk Citrus Regional Quarantine

-  Zone 1
-  Zone 2
-  Zone 3
-  Zone 4
-  Zone 5
-  Zone 6
-  Zone 7

Map Updated: 6/14/2018
 ESRI 2018, ArcGIS Desktop 10.5

